

Paper 3D/4D: Decision Mathematics 1 Mark Scheme

Question	Scheme	Marks	AOs
1(a)	In the first pass we compare the first value with the second value and we swap these values if the second is larger than the first	B1	2.4
	We then compare the value which is now second with the third value and swap if the third is larger than the second. We continue in this way until we reach the end of this list	B1	2.4
		(2)	
(b)	$t = 0.021 \times \left(\frac{50000}{2000}\right)^2$	M1	1.1a
	$t = 13.125(\text{seconds})$	A1	1.1b
		(2)	
			(4 marks)
Notes:			
(a)			
B1: Comparing first value with second value, swap if second is larger (oe) – in their reasoning it must be clear that the first value in the list is being compared with the second value in the list and swapping if the second is larger than the first			
B1: Compare second with third, (third with fourth), and so on until the end of the list – must be clear in their reasoning that after the first comparison the second value in the list is compared with the third value and so on until the end of the list			
(b)			
M1: Correct method seen – accept 25 for 50000/2000			
A1: cao			

Question	Scheme	Marks	AOs
2(a)	A planar graph is a graph that can be drawn so that...	B1	1.2
	... no arc meets another arc except at a vertex	B1	1.2
		(2)	
(b)	e.g. ABCDEGFA	B1	1.1b
		(1)	
(c)	Creates two lists of arcs	M1	2.1
	e.g. BG AD		
	CG BD	M1	1.1b
	EG AE		
	CE AF	A1	1.1b
	Since no arc appears in both lists, the graph is planar (or draws a planar version)	A1	2.4
	(4)		
(7 marks)			
Notes:			
(a)			
B1:	A clear indication that a planar graph 'can be drawn' – allow this mark even if candidate implies that arcs can cross each other		
B1:	cao – no arc meets another arc except at a vertex – technical language must be correct		
(b)			
B1:	Any correct Hamiltonian cycle (must start and finish at A) – must contain 8 vertices with every vertex appearing only once (except A)		
(c)			
M1:	Creates two list of arcs (with at least three arcs in each list) which contain no common arcs		
M1:	Four arcs (in each list) and within each list there are no crossing arcs		
A1:	cao		
A1:	Correct reasoning that no arc appears in both lists + so the graph is therefore planar		

Question	Scheme	Marks	AOs
3(a)	e.g. in the practical problem each vertex must be visited at least once. In the classical problem each vertex must be visited just once	B2,1,0	2.4 2.4
		(2)	
(b)	Prim's algorithm on reduced network starting at A: AD, AF, AE, CE, CG	M1	1.1b
	Lower bound = $107 + 17 + 25 = 149$ (km)	M1 A1	1.1b 1.1b
		(3)	
(c)	NNA from A: $A - D - F - E - C - G - B - A = 126 + x$ NNA from C: $C - E - A - D - F - B - G - C = 139 + x$	M1 A1 A1	1.1b 1.1b 1.1b
	$(126 + x) + (139 + x) = 331 \Rightarrow x = 33$	A1	1.1b
		(4)	
(d)	$149 < \text{optimal} \leq 159$	M1 A1	2.2b 1.1b
		(2)	
(11 marks)			
Notes:			
(a)	<p>B1: Understands the difference is connected to the number of times each vertex may be visited (but maybe incorrectly attributed). Must be an attempt at a difference (so must refer to both the classical and practical problems explicitly). Technical language (vertex/node) must be correct. Need not imply each/every/all (oe) vertices for this first mark</p> <p>B1: Correctly reasons which is classical and which is practical and correctly states the difference. Must imply that each/every/all (oe) vertices are visited, so for example, 'the practical problem visits a vertex at least once while the classical visits a vertex only once' is B1B0 (note that B0B1 is not possible in (a))</p>		
(b)	<p>M1: Correctly applying Prim's algorithm from node A for the first four arcs (or five nodes)</p> <p>M1: Candidates weight of their RMST + 17 + 25 (the two smallest arcs incident to B)</p> <p>A1: cao (condone lack of units)</p>		
(c)	<p>M1: Either one route, must return to A</p> <p>A1: One correct route, must return to A and corresponding length correct (do not is in part (c) if correct lengths seen but are then doubled)</p> <p>A1: Both routes correct and their corresponding lengths correct</p> <p>A1: cao for x</p>		
(d)	<p>M1: Their numbers correctly used, accept any inequalities or any indication of interval from their 149 to their 159 (so $149 - 159$ can score this mark). This mark is dependent on two routes seen in (c), however, neither of the two totals need to be correct. Please note that $UB > LB$ for this mark</p> <p>A1: cao (no follow through on their values) including correct inequalities or equivalent set notation (but condone $149 \leq \text{optimal} \leq 159$)</p>		

Question	Scheme	Marks	AOs
4(a)	Yes Dijkstra's algorithm can be applied to either a directed or undirected network	B1	3.5b
		(1)	
(b)	Initial tables $\begin{bmatrix} - & 5 & 11 & 8 \\ 5 & - & 3 & 2 \\ 11 & 3 & - & 4 \\ 8 & \infty & 4 & - \end{bmatrix}$ $\begin{bmatrix} A & B & C & D \\ A & B & C & D \\ A & B & C & D \\ A & B & C & D \end{bmatrix}$		
	1 st iteration $\begin{bmatrix} - & 5 & 11 & 8 \\ 5 & - & 3 & 2 \\ 11 & 3 & - & 4 \\ 8 & [13] & 4 & - \end{bmatrix}$ $\begin{bmatrix} A & B & C & D \\ A & B & C & D \\ A & B & C & D \\ A & [A] & C & D \end{bmatrix}$	M1 A1	1.1b 1.1b
	2 nd iteration $\begin{bmatrix} - & 5 & [8] & [7] \\ 5 & - & 3 & 2 \\ [8] & 3 & - & 4 \\ 8 & 13 & 4 & - \end{bmatrix}$ $\begin{bmatrix} A & B & [B] & [B] \\ A & B & C & D \\ [B] & B & C & D \\ A & A & C & D \end{bmatrix}$	M1 A1ft	1.1b 1.1b
	3 rd iteration $\begin{bmatrix} - & 5 & 8 & 7 \\ 5 & - & 3 & 2 \\ 8 & 3 & - & 4 \\ 8 & [7] & 4 & - \end{bmatrix}$ $\begin{bmatrix} A & B & B & B \\ A & B & C & D \\ B & B & C & D \\ A & [C] & C & D \end{bmatrix}$	M1 A1ft	1.1b 1.1b
	4 th iteration $\begin{bmatrix} - & 5 & 8 & 7 \\ 5 & - & 3 & 2 \\ 8 & 3 & - & 4 \\ 8 & 7 & 4 & - \end{bmatrix}$ $\begin{bmatrix} A & B & B & B \\ A & B & C & D \\ B & B & C & D \\ A & C & C & D \end{bmatrix}$ no changes therefore optimal	A1	1.1b
			(7)
(c)	Start at D (4 th) row and read across to the B (2 nd) column, there is a C there		
	so the route starts DC. Look at the C row, B column and you see B	B1	2.4
	The route is therefore DCB	B1	2.2a
		(2)	

Question	Scheme	Marks	AOs
(d)	D – C – B – A – B – D	M1	2.2a
	Length 19 (miles)	A1	1.1b
		(2)	
(e)	Dijkstra’s algorithm finds the shortest distances from one vertex to all the others. Floyd’s algorithm finds the shortest distance between every pair of vertices.	B1	2.5
		B1	2.5
		(2)	
(14 marks)			
Question 4 notes:			
(a)			
B1: cao (must include mention of ‘directed’ network)			
M1: No change in the first row and first column of both tables with at least one value in the distance table reduced and one value in the route table changed			
(b)			
A1: cao			
M1: No change in the second row and second column of both tables with at least two values in the distance table reduced and two values in the route table changed			
A1ft: Correct second iteration follow through from the candidate’s first iteration			
M1: No change in the third row and third column of both tables with at least one value in the distance table reduced and one value in the route table changed			
A1ft: Correct third iteration follow through from the candidate’s second iteration			
A1: cao (no change after the fourth iteration) – all previous marks must have been awarded in this part			
(c)			
B1: Clear indication of how the final route table can be used to get from D to B (therefore must mention the correct rows and columns in their reasoning)			
B1: Completely correct argument + correct route (DCB)			
(d)			
M1: Deduce correctly their minimum route from their final distance table (dependent on all M marks in (a)) must begin and end at D			
A1: cao (length of 19)			
(e)			
B1: cao – must use correct language ‘ one vertex to all other vertices’			
B1: cao – must use correct language ‘ every pair of vertices’			

Question	Scheme	Marks	AOs
5(a)	Maximise $P = 12x + 20y + 16z$	B1	3.3
	Subject to $2x + 3y + z \leq 80$ $4x + 2y + 3z \leq 140$ $3x + 4y + 2z \leq 96$ $x, y, z \geq 0$	M1	3.3
		A1	1.1b
		A1	1.1b
		B1	3.3
	(5)		
(b)	The values must all be integers	B1	3.3
		(1)	
(c)	Variable y entered the basic variable column...	M1	2.4
	...so y was increased first	A1	2.2a
		(2)	
(d)	$(80 + 140 + 96) - (8 + 92) = 216$ plants	B1	3.2a
		(1)	
(e)	The next pivot must come from a column which has a negative value in the objective row so therefore the pivot must come from column z	M1	2.4
	The pivot must be positive and the least of $92/2 = 46$ and $24/0.5 = 48$ so the pivot must be the 2 (from column z)	A1	2.2a
		(2)	
(f)	$P + 10.5x + 3s + 3.5t = 756$ so increasing x, s or t will decrease profit	B1	2.4
		(1)	
(g)	Make 1 <i>Drama</i> basket and 46 <i>Peaceful</i> baskets	B1	2.2a
		(1)	
(h)	The slack variable, r , associated with this type of plant, is currently at 31. Increasing the number of <i>Impact</i> plants by a further 20 would have no effect	M1	3.1b
		A1	3.2a
		(2)	
(15 marks)			

Question 5 notes:	
(a)	<p>B1: Correct objective function/expression (accept in pence rather than pounds e.g. $1200x + 2000y + 1600z$)</p> <p>M1: Correct coefficients and correct right-hand side for at least one inequality – accept any inequality or equals</p> <p>A1: Two correct (non-trivial) inequalities</p> <p>A1: All three non-trivial inequalities correct</p> <p>B1: $x, y, z \geq 0$</p>
(b)	<p>B1: cao</p>
(c)	<p>M1: Correct reasoning that y has become a basic variable</p> <p>A1: Correct deduction that y was therefore increased first</p>
(d)	<p>B1: cao</p>
(e)	<p>M1: Correct reasoning given that the pivot value must come from column z</p> <p>A1: Correctly deduce (from correctly stated calculations) that the pivot value is the 2 in column z</p>
(f)	<p>B1: States correct objective function and mention of increasing x, s or t will decrease profit</p>
(g)	<p>B1: cao – in context so not in terms of y and z</p>
(h)	<p>M1: Identifies the slack variable r and its current value of 31</p> <p>A1: Correct interpretation that increasing the number of Impact plants would have no effect</p>

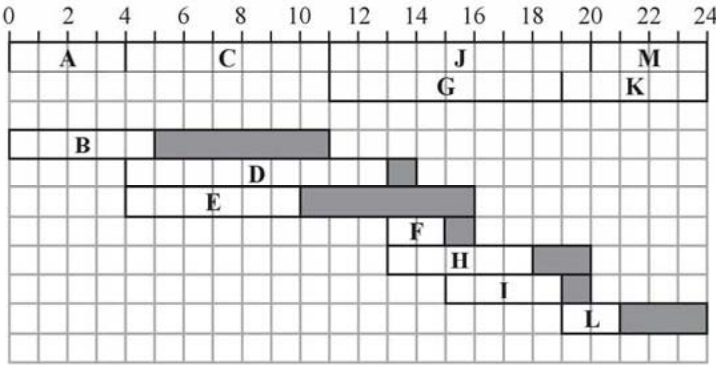
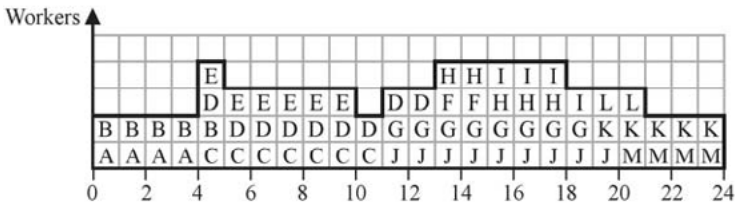
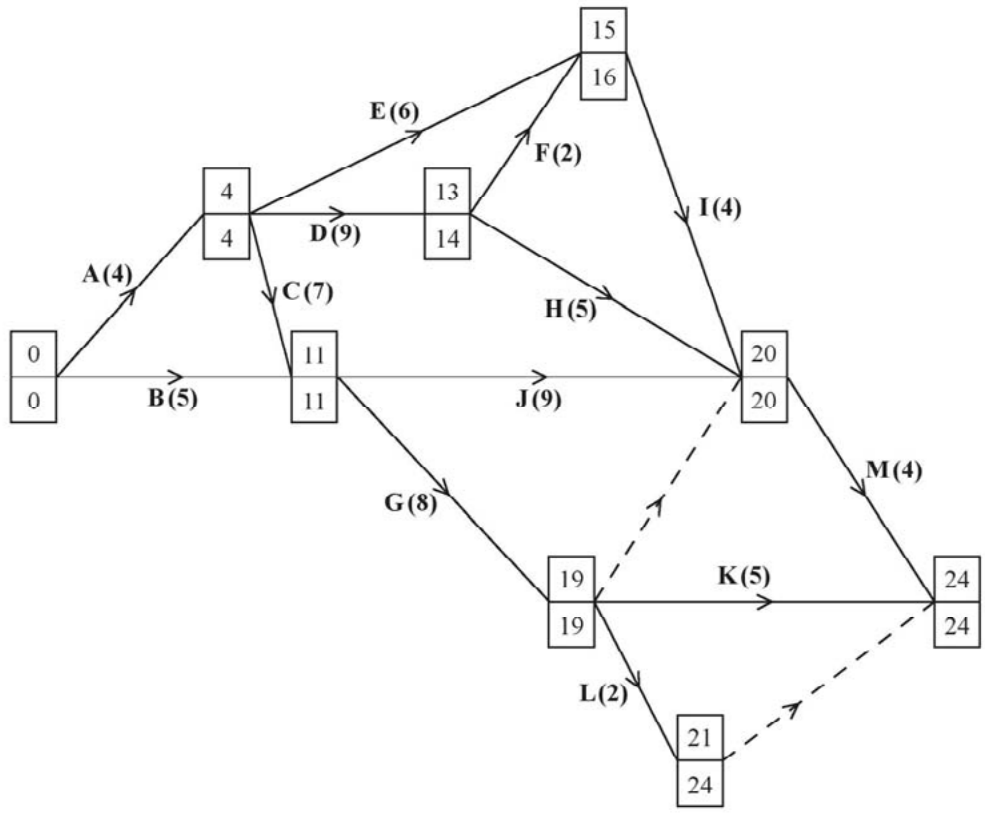
Question	Scheme	Marks	AOs
6(a)	See diagram on next page. Top and bottom boxes Top boxes correct	M1 A1	2.1 1.1b
	Bottom boxes correct	A1	1.1b
		(3)	
(b)	See diagram below		
			
	At least 8 activities + 4 floats with clear distinction between activity and their corresponding float	M1	2.5
	Correct critical activities + 4 correct non-critical activities	A1	1.1b
	All 13 correct	A1	1.1b
	(3)		
(c)		M1	1.1b
	Bars correct to time = 13	A1	1.1b
	Bars correct from 14 to 24	A1	1.1b
		(3)	
(d)	Until time 4 only A and B can happen. After time 4, there are 6 worker-days to cover, but only 4 worker-days available. Hence the project cannot be completed by time 24 with three workers.	B1 M1 A1	3.1a 2.4 2.2a
		(3)	
	(12 marks)		

Diagram for Question 6(a)



Question 6 notes:**(a)**

M1: All top boxes and all bottom boxes completed. For the top boxes all values must be increasing in the direction of the arrows for both the activities and the dummies. For the bottom boxes all values must be decreasing in the opposite direction to the arrows for both the activities and the dummies. While the values need not be correct each value must be increasing or decreasing (as appropriate) in a logical and sequential manner.

A1: cao for top boxes

A1: cao for bottom boxes

M1: At least 8 activities including 4 floats. Scheduling diagram scores M0 – clear distinction must be shown between the notation used for an activity and its float

(b)

A1: Correct critical activities and 4 correct non-critical activities

A1: cao (all 13 correct activities)

(c)

M1: Plausible histogram with no holes or overhangs (must go to at least 10 on the time axis)

A1: Histogram correct to time 13

A1: Histogram correct from time 14 to time 24

(d)

B1: Considering an appropriate process to adjust Grid 2 so that no activity must be completed by a 4th worker, for example, a correct argument that until time 4 only activities A and B can happen (so no activity can use the spare worker before time 4)

M1: Uses their histogram to explain when the number of workers is greater or less than the minimum number found in (b)

A1: Correctly deduces that the project cannot be completed by time 24 – this mark is dependent on a correct histogram seen in (d)

Question	Scheme	Marks	AOs																																																		
7(a)	Simplex can only work with \leq constraints	B1	3.5b																																																		
		(1)																																																			
(b)	M is an arbitrary large real number	B1	2.5																																																		
		(1)																																																			
(c)	$x \geq 3 \Rightarrow x - s_3 + t_1 = 3$ where s_3 is a surplus variable and t_1 is an artificial variable	B1	2.4																																																		
		(1)																																																			
(d)	Let $P = 3x + 2y + 2z - Mt_1$ (where M is an arbitrary large number) $\therefore P = 3x + 2y + 2z - M(3 - x + s_3)$ $= (3 + M)x + 2y + 2z - Ms_3 - 3M$ $\Rightarrow P - (3 + M)x - 2y - 2z + Ms_3 = -3M$	M1 A1	2.1 1.1b																																																		
		(2)																																																			
(e)	<table border="1"> <thead> <tr> <th>b.v.</th> <th>x</th> <th>y</th> <th>z</th> <th>s_1</th> <th>s_2</th> <th>s_3</th> <th>t_1</th> <th>Value</th> <th>Row Ops</th> </tr> </thead> <tbody> <tr> <td>s_3</td> <td>0</td> <td>1</td> <td>$\frac{1}{2}$</td> <td>$\frac{1}{2}$</td> <td>0</td> <td>1</td> <td>-1</td> <td>19/2</td> <td>$r_1 = (1/2)R_1$</td> </tr> <tr> <td>s_2</td> <td>0</td> <td>3</td> <td>-1/2</td> <td>-1/2</td> <td>1</td> <td>0</td> <td>0</td> <td>5/2</td> <td>$R_2 - r_1$</td> </tr> <tr> <td>x</td> <td>1</td> <td>1</td> <td>$\frac{1}{2}$</td> <td>$\frac{1}{2}$</td> <td>0</td> <td>0</td> <td>0</td> <td>25/2</td> <td>$R_3 + r_1$</td> </tr> <tr> <td>P</td> <td>0</td> <td>1</td> <td>-1/2</td> <td>3/2</td> <td>0</td> <td>0</td> <td>M</td> <td>75/2</td> <td>$R_4 + 3r_1$</td> </tr> </tbody> </table>	b.v.	x	y	z	s_1	s_2	s_3	t_1	Value	Row Ops	s_3	0	1	$\frac{1}{2}$	$\frac{1}{2}$	0	1	-1	19/2	$r_1 = (1/2)R_1$	s_2	0	3	-1/2	-1/2	1	0	0	5/2	$R_2 - r_1$	x	1	1	$\frac{1}{2}$	$\frac{1}{2}$	0	0	0	25/2	$R_3 + r_1$	P	0	1	-1/2	3/2	0	0	M	75/2	$R_4 + 3r_1$	M1 A1 A1	1.1b 1.1b 1.1b
	b.v.	x	y	z	s_1	s_2	s_3	t_1	Value	Row Ops																																											
	s_3	0	1	$\frac{1}{2}$	$\frac{1}{2}$	0	1	-1	19/2	$r_1 = (1/2)R_1$																																											
	s_2	0	3	-1/2	-1/2	1	0	0	5/2	$R_2 - r_1$																																											
	x	1	1	$\frac{1}{2}$	$\frac{1}{2}$	0	0	0	25/2	$R_3 + r_1$																																											
	P	0	1	-1/2	3/2	0	0	M	75/2	$R_4 + 3r_1$																																											
	<table border="1"> <thead> <tr> <th>b.v.</th> <th>x</th> <th>y</th> <th>z</th> <th>s_1</th> <th>s_2</th> <th>s_3</th> <th>t_1</th> <th>Value</th> <th>Row Ops</th> </tr> </thead> <tbody> <tr> <td>z</td> <td>0</td> <td>2</td> <td>1</td> <td>1</td> <td>0</td> <td>2</td> <td>-2</td> <td>19</td> <td>$r_1 = 2R_1$</td> </tr> <tr> <td>s_2</td> <td>0</td> <td>4</td> <td>0</td> <td>0</td> <td>1</td> <td>1</td> <td>-1</td> <td>12</td> <td>$R_2 + (1/2)r_1$</td> </tr> <tr> <td>x</td> <td>1</td> <td>0</td> <td>0</td> <td>0</td> <td>0</td> <td>-1</td> <td>1</td> <td>3</td> <td>$R_3 - (1/2)r_1$</td> </tr> <tr> <td>P</td> <td>0</td> <td>2</td> <td>0</td> <td>2</td> <td>0</td> <td>1</td> <td>$M-1$</td> <td>47</td> <td>$R_4 + (1/2)r_1$</td> </tr> </tbody> </table>	b.v.	x	y	z	s_1	s_2	s_3	t_1	Value	Row Ops	z	0	2	1	1	0	2	-2	19	$r_1 = 2R_1$	s_2	0	4	0	0	1	1	-1	12	$R_2 + (1/2)r_1$	x	1	0	0	0	0	-1	1	3	$R_3 - (1/2)r_1$	P	0	2	0	2	0	1	$M-1$	47	$R_4 + (1/2)r_1$	M1 A1 B1	1.1b 1.1b 2.4
	b.v.	x	y	z	s_1	s_2	s_3	t_1	Value	Row Ops																																											
	z	0	2	1	1	0	2	-2	19	$r_1 = 2R_1$																																											
	s_2	0	4	0	0	1	1	-1	12	$R_2 + (1/2)r_1$																																											
	x	1	0	0	0	0	-1	1	3	$R_3 - (1/2)r_1$																																											
	P	0	2	0	2	0	1	$M-1$	47	$R_4 + (1/2)r_1$																																											
$P = 47, x = 3, y = 0, z = 19$	B1ft	1.1b																																																			
	(7)																																																				
(12 marks)																																																					

Question 7 notes:	
(a)	
B1:	Correctly states the limitation of the Simplex model – Simplex involves iterations which allow movement from one vertex in the feasible region to another vertex (in the feasible region). If all constraints are of the form \leq this means that the origin is always a feasible solution and therefore can act as the initial starting point for the problem. However, the constraint $x \geq 3$ means that the origin is not feasible and so the algorithm is unable to begin.
(b)	
B1:	cao including the correct mathematical language (must include ‘arbitrary’, ‘large’ and ‘real’)
(c)	
(B1):	Correctly states both the inequality $x \geq 3$ and the equation $x - s_3 + t_1 = 3$ together with an explanation of the meaning behind the variables s_3 and t_1
(d)	
M1:	$P = 3x + 2y + 2z - Mt_1$ and substitutes their expression for t_1
A1:	Correct mathematical argument including sufficient detail to allow the line of reasoning to be followed to the correct conclusion – dependent on previous B mark in (c)
(e)	
M1:	Correct pivot located, attempt to divide row. If negative value used then no marks
A1:	Pivot row correct (including change of b.v.) and row operations used at least once, one of columns y, z, s_1, t_1 or Value correct
A1:	cao for values (ignore b.v. column and Row Ops)
M1:	Pivot row consistent (following their previous table) including change of b.v. and row operations used at least once, one of columns y, s_1, s_3, t_1 or Value correct
A1:	cao on final table (ignore Row Ops)
B1:	The correct Row Operations explained either in terms of the ‘old’ or ‘new’ pivot rows
B1ft:	Correctly states the final values of P, x, y and z from their correct corresponding rows of the final table